



JET NOZZLES DIFFUSERS

Performance Data

Technical Data

Nominal sizes	100, 125, 160, 200, 250, 315, 400 mm
Volume flow rate range	15 – 400 l/s or 54 – 1440 m ³ /h
Adjustable discharge angle	-30 to +30°
Supply air to room air temperature difference	-12 to +20 K

Quick Sizing

Nominal size	Volume flow rate l/s	Volume flow rate m ³ /h	Δp_t Pa	L_{WA} dB(A)	v_L	
					0.5 m/s	1.0 m/s
					L m	
100	8	28	11	<15	<5	<5
	15	54	38	<15	5	<5
	20	72	68	<15	7	<5
	30	108	152	30	10	5
125	15	54	13	<15	<5	<5
	30	108	49	<15	8	<5
	45	162	110	31	12	6
	60	216	196	42	16	8
160	20	72	9	<15	<5	<5
	40	144	36	<15	8	<5
	60	216	81	19	13	6
	80	288	144	30	17	8
200	35	126	10	<15	6	<5
	70	252	37	<15	11	6
	105	378	82	23	17	9
	140	504	145	35	23	11
250	55	198	9	<15	7	<5
	110	396	35	<15	14	7
	165	594	77	22	21	11
	220	792	137	34	28	14
315	90	324	9	<15	9	<5
	185	666	37	<15	18	9
	265	954	75	23	26	13
	360	1296	137	35	>30	18
400	155	558	6	<15	12	6
	310	1116	34	<15	24	12
	465	1674	75	29	>30	18
	620	2232	133	40	>30	24

All values apply to discharge angle 0°
L: Throw distance with isothermal operation

Submittal No.	Revision:	Date: 01/01/2019	Submitted by:	Date submitted:
---------------	-----------	------------------	---------------	-----------------



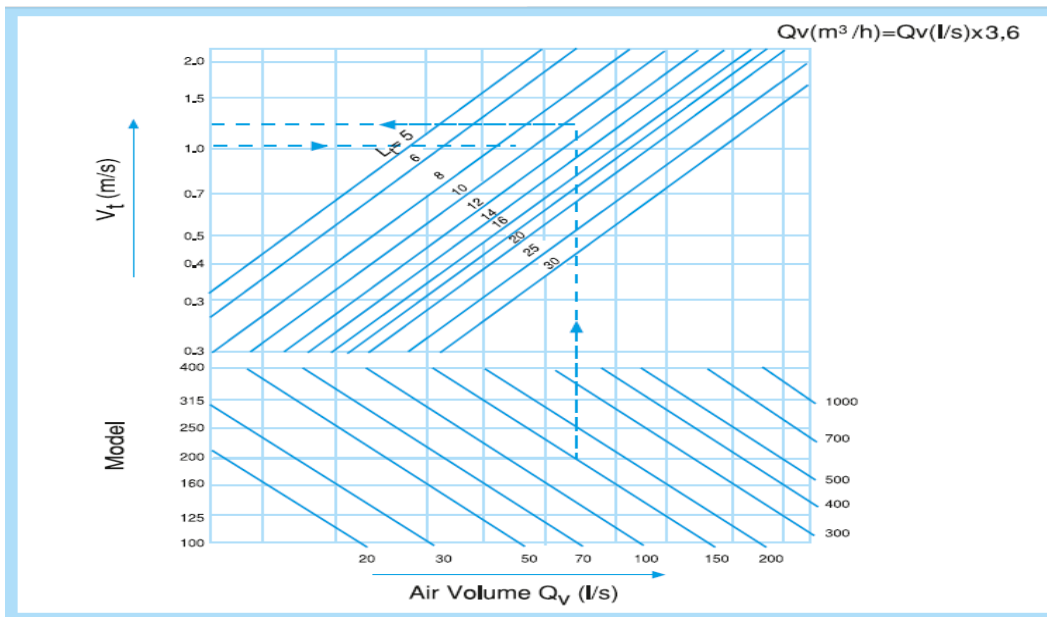
JET NOZZLES DIFFUSERS

Performance Data

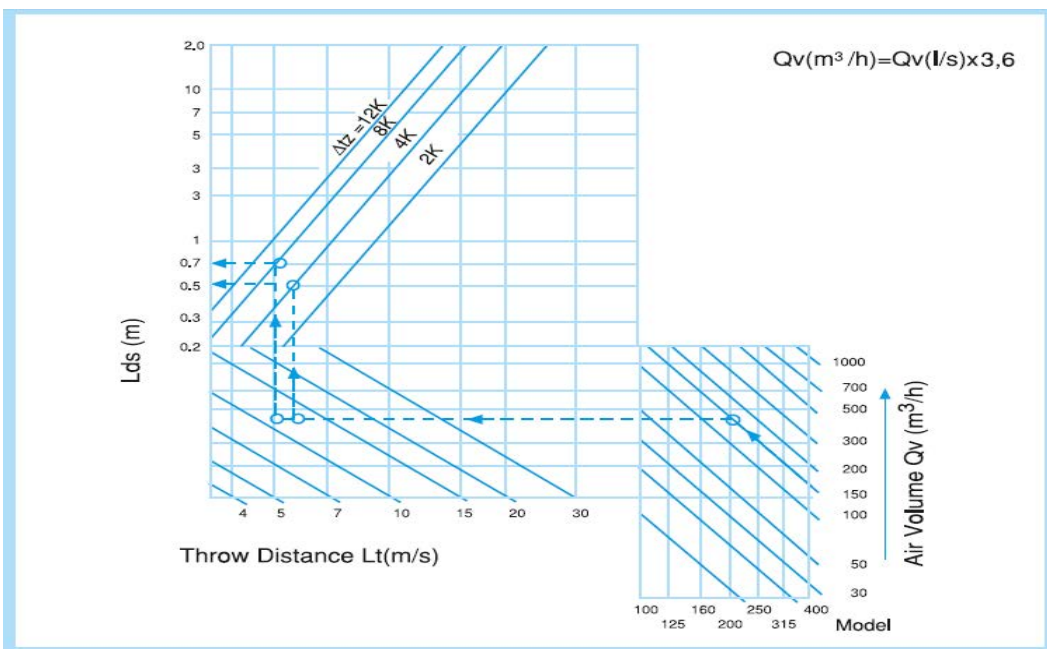
EFFECTIVE AREA Ak(m²)

MODEL	100	125	160	200	250	315	400
Ak (m²)	0.0019	0.0031	0.0050	0.0085	0.0135	0.0225	0.0385

COMFORT ZONE ENTRY VELOCITY Vt(m/sn) and THROW DISTANCE Lt(m)



AIR FLOW DROP SELECTION Lds (m)



Submittal No.

Revision:

Date: 01/01/2019

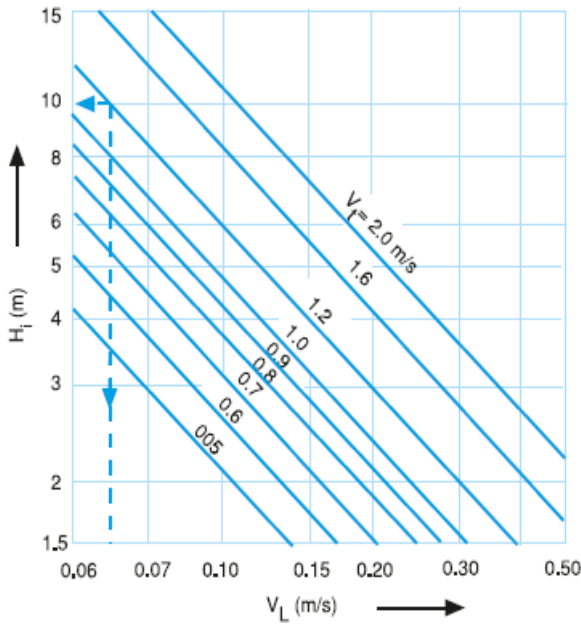
Submitted by:

Date submitted:

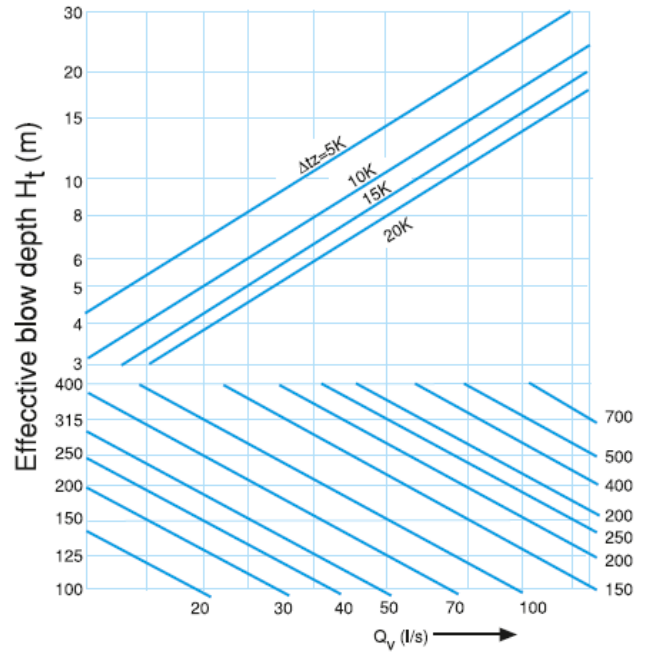
JET NOZZLES DIFFUSERS

Performance Data

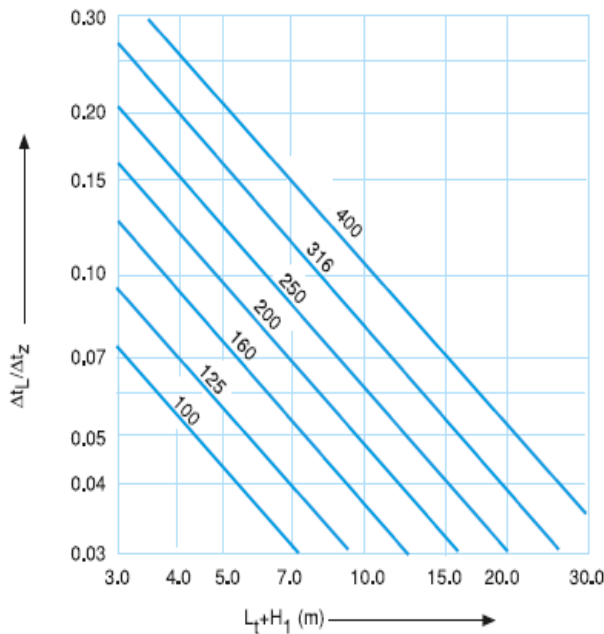
COMFORT ZONE ENTRY VELOCITY V_t (m/s)



EFFECTIVE BLOW DEPTH H_t (m)
(vertical throw)



t_L / t_z TEMPERATURE DIFFERENCE



INDUCTION

