

**DESCRIPTION:**

Gmcair Fan Filter Units (FFU) are the most energy efficient line of fan filter units (fan filter modules) on the market today. Designed specifically for use in cleanrooms, pharmacies, pharmaceutical manufacturing facilities and laboratories, the FFU delivers high volumes of HEPA (or ULPA) filtered air at low sound levels while reducing energy consumption by 15 to 50% versus comparable products.

CONSTRUCTION:

Standard Material Aluminum. Optional: Stainless Steel, Galvanized

APPLICATION:

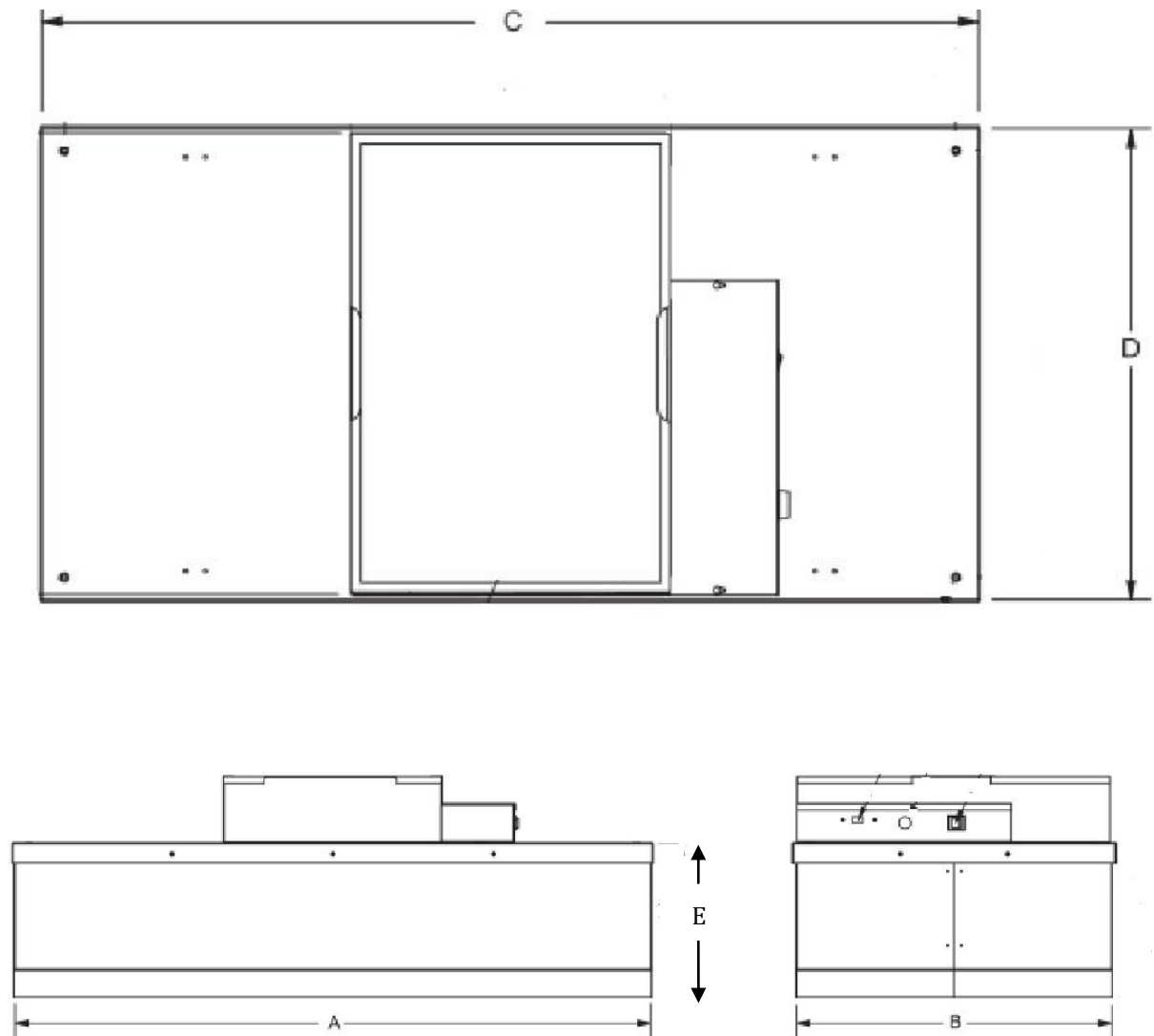
Fan Filter Units are used in critical applications such as healthcare, pharmaceutical compounding or microelectronics manufacturing. The high efficiency motor is designed to overcome the static pressure of the integrated filter, making FFUs ideal for retrofit applications where the air handler is not able to provide the required static pressure.

FINISHING:

Natural Aluminum or Painted Electrostatic Powder manufacturing can be made.



STANDAD SIZE:



AVAILABLE SIZE									
Filter Model		A(mm)	B(mm)	C(mm)	D(mm)	E(mm)	Prefilter	Nominal Air flow m3/h	Filter Initial Pressure Drop H14(Pa)
FFU-H14	610x610x390	610	610	616	616	390	G4	600	125
FFU-H14	610x915x390	915	610	921	616	390	G4	900	125
FFU-H14	610x1220x390	1220	610	1226	616	390	G4	1200	125

Tablo-1

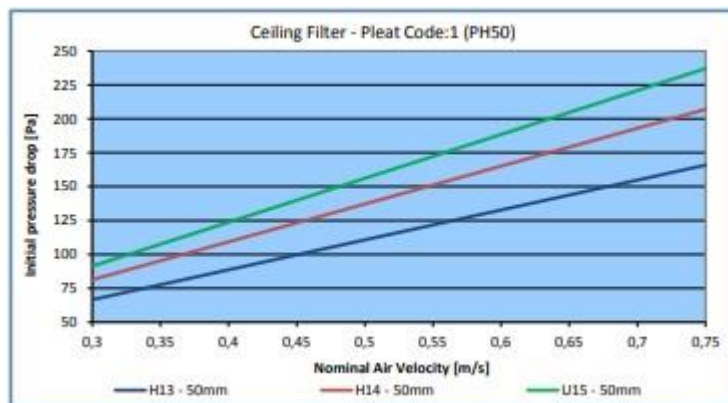


PERFORMANCE DATA

Filter Model	Filter Class (EN1822)	Dimensions WxHxD (mm)	Filtration Area (m ²)	Pleat Height (mm)	Nominal Airflow (m ³ /h)	Initial Pressure Drop (Pa)
HC-H13-AN-305x305-FC/1P	H13	305x305x78	2,3	50	150	100
HC-H13-AN-305x610-FC/1P	H13	305x610x78	4,5	50	300	100
HC-H13-AN-457x457-FC/1P	H13	457x457x78	5,1	50	340	100
HC-H13-AN-457x610-FC/1P	H13	457x610x78	6,7	50	450	100
HC-H13-AN-535x535-FC/1P	H13	535x535x78	6,9	50	465	100
HC-H13-AN-575x575-FC/1P	H13	575x575x78	8,0	50	535	100
HC-H13-AN-610x610-FC/1P	H13	610x610x78	9,0	50	600	100
HC-H13-AN-610x762-FC/1P	H13	610x762x78	11,2	50	750	100
HC-H13-AN-610x915-FC/1P	H13	610x915x78	13,5	50	900	100
HC-H13-AN-762x762-FC/1P	H13	762x762x78	14,0	50	940	100
HC-H13-AN-915x915-FC/1P	H13	915x915x78	20,3	50	1350	100
HC-H13-AN-610x1220-FC/1P	H13	610x1220x78	18,0	50	1200	100
HC-H13-AN-610x1525-FC/1P	H13	610x1525x78	22,5	50	1500	100
HC-H13-AN-610x1830-FC/1P	H13	610x1830x78	27,0	50	1800	100
HC-H14-AN-305x305-FC/1P	H14	305x305x78	2,4	50	150	125
HC-H14-AN-305x610-FC/1P	H14	305x610x78	4,7	50	300	125
HC-H14-AN-457x457-FC/1P	H14	457x457x78	5,3	50	340	125
HC-H14-AN-457x610-FC/1P	H14	457x610x78	7,0	50	450	125
HC-H14-AN-535x535-FC/1P	H14	535x535x78	7,2	50	465	125
HC-H14-AN-575x575-FC/1P	H14	575x575x78	8,4	50	535	125
HC-H14-AN-610x610-FC/1P	H14	610x610x78	9,4	50	600	125
HC-H14-AN-610x762-FC/1P	H14	610x762x78	11,7	50	750	125
HC-H14-AN-610x915-FC/1P	H14	610x915x78	14,1	50	900	125
HC-H14-AN-762x762-FC/1P	H14	762x762x78	14,7	50	940	125
HC-H14-AN-915x915-FC/1P	H14	915x915x78	21,2	50	1350	125
HC-H14-AN-610x1220-FC/1P	H14	610x1220x78	18,8	50	1200	125
HC-H14-AN-610x1525-FC/1P	H14	610x1525x78	23,5	50	1500	125
HC-H14-AN-610x1830-FC/1P	H14	610x1830x78	28,2	50	1800	125
UC-U15-AN-305x305-FC/1P	U15	305x305x78	2,5	50	150	140
UC-U15-AN-305x610-FC/1P	U15	305x610x78	5,0	50	300	140
UC-U15-AN-457x457-FC/1P	U15	457x457x78	5,6	50	340	140
UC-U15-AN-610x610-FC/1P	U15	610x610x78	10,0	50	600	140
UC-U15-AN-610x762-FC/1P	U15	610x762x78	12,5	50	750	140
UC-U15-AN-610x915-FC/1P	U15	610x915x78	15,0	50	900	140
UC-U15-AN-610x1220-FC/1P	U15	610x1220x78	20,0	50	1200	140

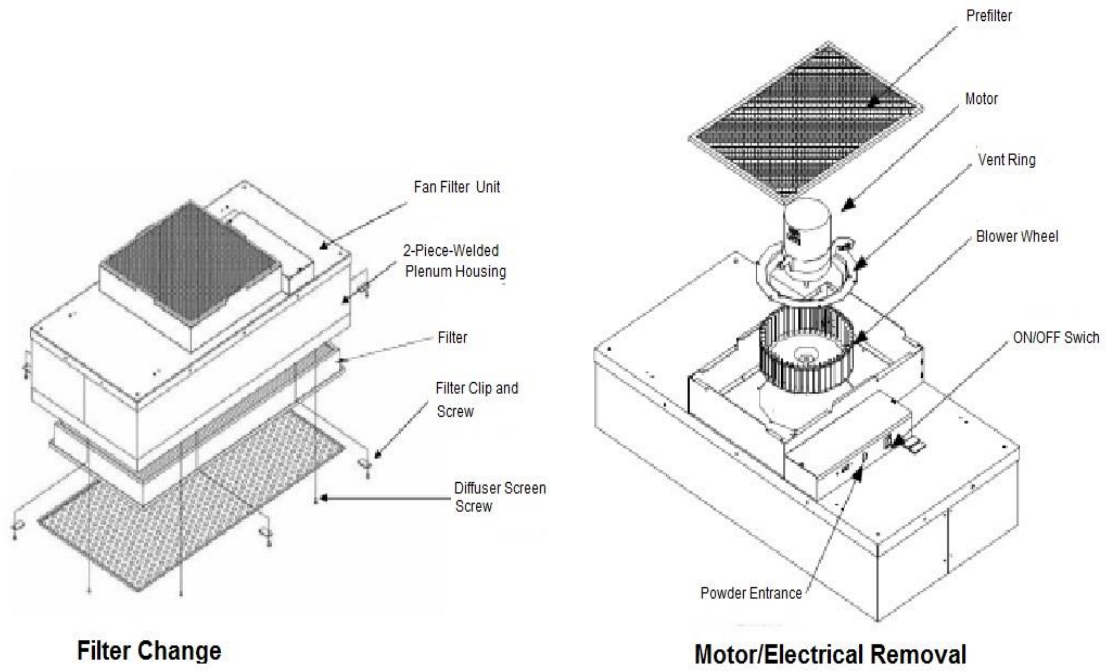
* Other Dimensions are available on request.

Table-2

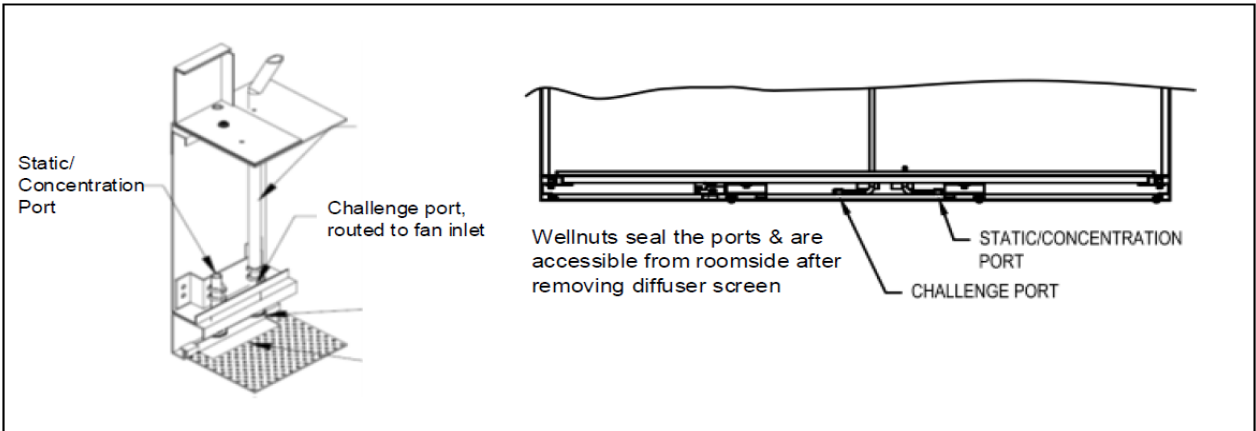




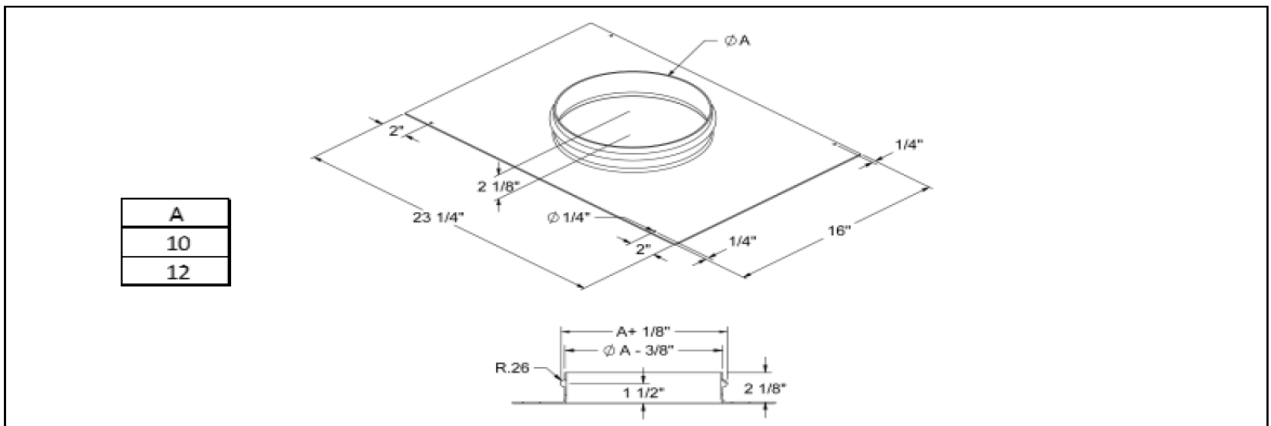
HEPA Filter and Motor Replacement Detail



Challenge/Concentration Port Detail



Inlet Adapter Accessory Detail





ORDER PARAMETERS

FFU	610x610x390	03	00	Ti	D 150
		Case Type			
610x610x390	Filter High Option 78mm 150mm 292mm				Ø: Sleeve Neck Size (mm) Si: Side inlet Ti: Top inlet
610x915x390					
610x1220x390					
01: Sheet Steel 02: Stainless Steel 03: Aluminum		00: No coating 3 0 4 :Stainless steel (AISI 304) RAL----: Colour Code			