

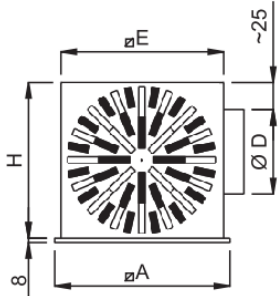


MODEL SWD224

Project:
Tag:
Engineer:
Contractor:
Date:

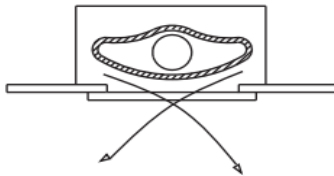
SWIRL DIFFUSER

SWD-224 STANDARD SELECTION TABLE



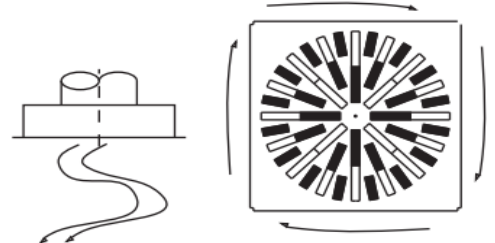
Standard size	A	E	H	D	(Vmin-Vmax) Air Volume (m³/h)	V (volume) 40db A
310	308	290	260	158	155-410	280
400	398	370	260	158	170-490	330
500	498	470	300	198	300-960	540
600	598	570	350	248	410-1430	810
625	623	570	350	248	410-1430	810
800	798	770	455	353	610-2600	1200

Blade position 1



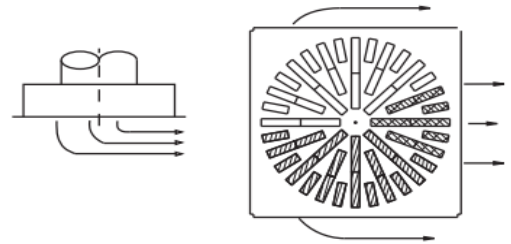
All air control blades set to external swirl

- Blade position 1
- Blade position 2

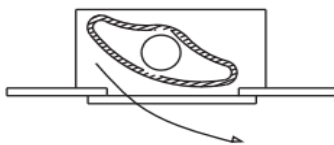


Air flow is orientated in one direction by blades

- Blade position 2, Left
- Blade position 2, Right
- Closed

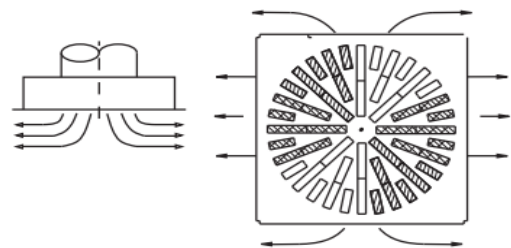


Blade position 2



Air flow is orientated in two direction by blades.

- Blade position 2, Left
- Blade position 2, Right
- Closed



AVAILABLE FINISHES

STANDART FINISH:

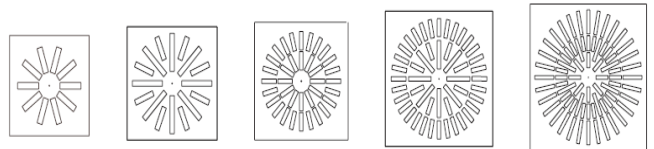
- 01 WHITE (RAL 9016)

OPTIONAL FINISH (NO EXTRA CHARGE):

- 06 MILL FINISH 02 WHITE (RAL 9010)

OPTIONAL FINISH (ADDITIONAL CHARGE):

- 03 SATIN SILVER 07 CUSTOM COLOR/ SETUP CHARGE
- 04 ANODIZED 08 RAL...../ SETUP CHARGE
- 05 BLACK



As part of our continuous improvement program, we reserve the right to make further improvements without notice.

Date submitted: