



SUBMITTAL AND DRAWING MODEL- RG

PROJECT :
 ENGINEER :
 CONTRACTOR :
 SUBMITTED BY :
 DATE :

REGISTER&GRILLES

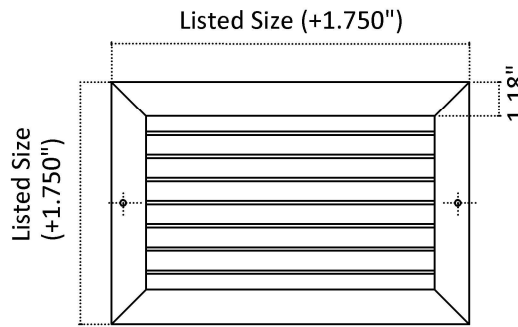
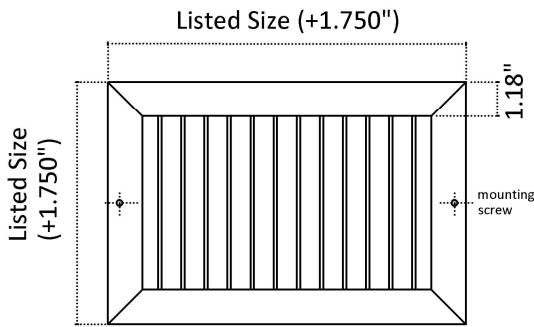
Bar Type Supply

Side wall/ Ceiling

MATERIAL : Aluminum
 FACE : Adjustable Bar Type
 MODEL SIZE :

RGV- VERTICAL BLADES

RGH- HORIZONTAL BLADES



- WD- NO DAMPER
- MD- MULTI SHUTTER DAMPER
- OD- OPPOSED BLADE DAMPER

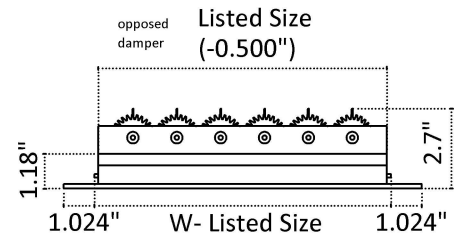
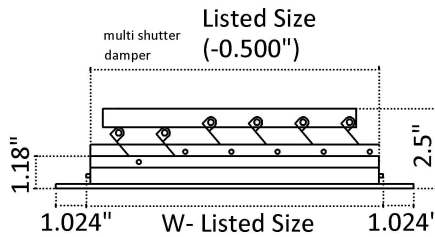
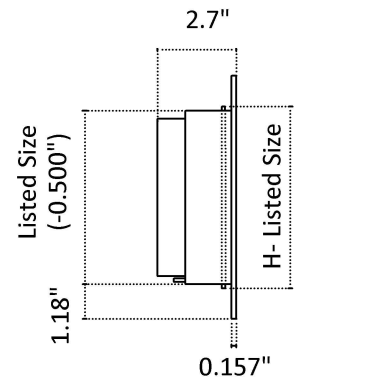
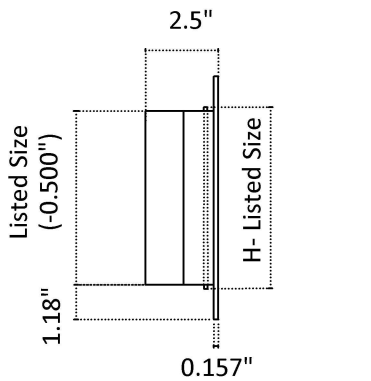
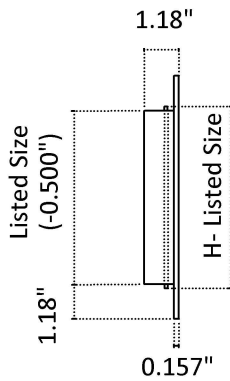
MOUNTING TYPE:

- M0- NON- MOUNTING
- M1- SCREW
- M2- CLIPS
- M3- SPRING

WD- NO DAMPER

MD- MULTI SHUTTER DAMPER

OD- OPPOSED BLADE DAMPER



TIP: Measure the duct opening, not the register or grille

AVAILABLE FINISHES

STANDART FINISH:

01 WHITE (RAL 9016)

OPTIONAL FINISH (NO EXTRA CHARGE):

06 MILL FINISH

02 WHITE (RAL 9010)

OPTIONAL FINISH (ADDITIONAL CHARGE):

03 SATIN SILVER

07 CUSTOM COLOR/ SETUP CHARGE

04 ANODIZED

08 RAL...../ SETUP CHARGE

05 BLACK

AVAILABLE LISTED SIZE (WxH)

6 x 6

8 x 4

8 x 6

8 x 8

10 x 4

10 x 6

10 x 8

12 x 4

SPECIAL SIZE:.....

QUANTITY

.....

.....

.....

.....

.....

.....

.....

.....

.....

AVAILABLE LISTED SIZE

12 x 6

12 x 8

14 x 4

14 x 6

14 x 8

16 x 6

18 x 6

24 x 6

QUANTITY

.....

.....

.....

.....

.....

.....

.....

.....