

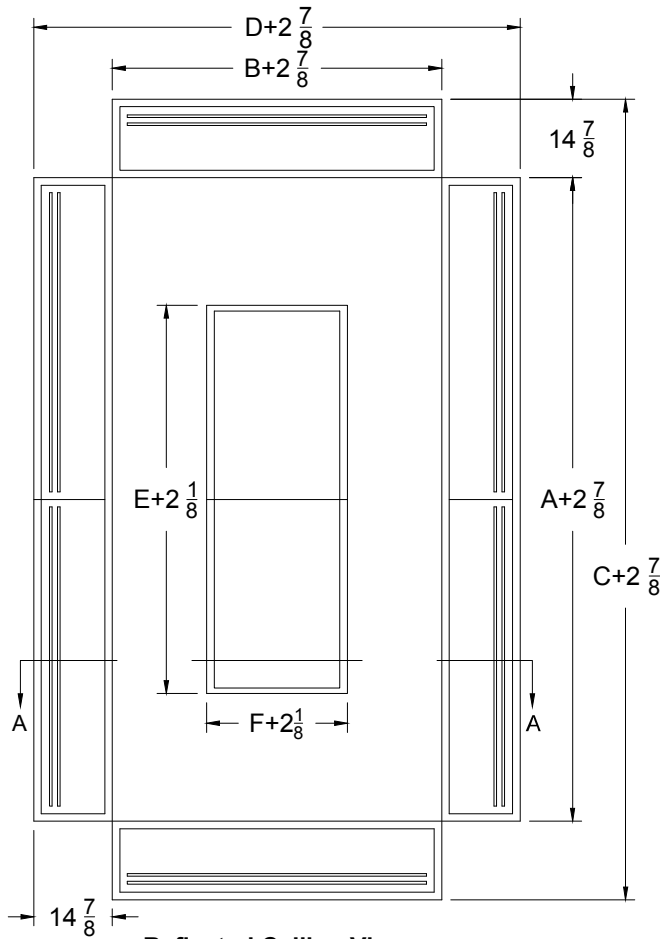
Project:
 Tag:
 Engineer:
 Contractor:
 Date:



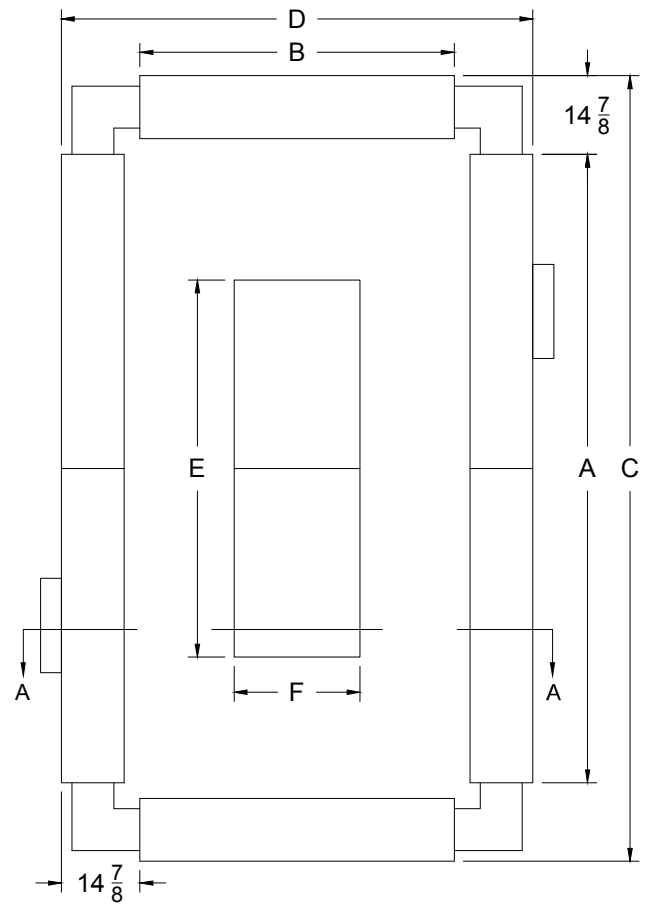
Submittal: MAflow Standard Units

Environmental / Hospital Diffusers
 Aluminum / Stainless Steel

Model: **MAFLOW**



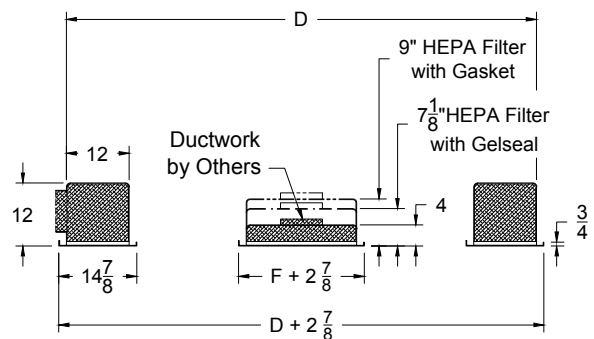
Reflected Ceiling View



Duct Top View

Model	Nominal Plenum Sizes		Overall Foot Print		Center Diffusers				System CFM Range	
	A	B	C	D	Over All	F	Qty	Size	Minimum	Maximum
84	96	48	A + 30"	B + 30"	60	24	1	60x24	900	1620
104	120	48			72	24	2	36x24	1050	1890
124	144	48			96	24	2	48x24	1200	2160
85	96	60			60	24	1	60x24	980	1760
105	120	60			96	24	2	48x24	1130	2030
125	144	60			96	24	2	48x24	1280	2300
66	72	72			48	36	2	36x24	900	1620
86	96	72			48	48	2	48x24	1050	1890
106	120	72			48	48	2	48x24	1200	2160
126	144	72			96	24	2	48x24	1350	2430
88	96	96			48	48	2	48x24	1200	2160
108	120	96			96	24	2	48x24	1350	2430
128	144	96			72	48	3	48x24	1500	2700
148	168	96			72	48	3	48x24	1650	2970
1010	120	120			72	48	3	48x24	1500	2700
1210	144	120			72	48	3	48x24	1650	2970

NOTE: Units Are Provided With Zinc Coated Non Painted Quarter Turn Fasteners.



Typical Section A-A View

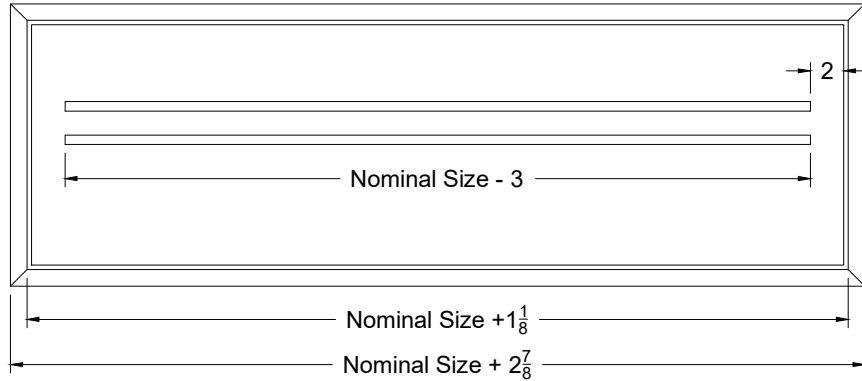
Project:
 Tag:
 Engineer:
 Contractor:
 Date:



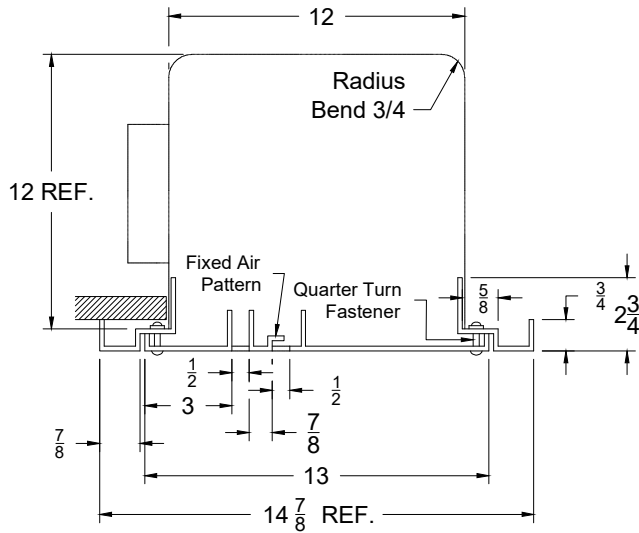
**Submittal: MAflow (PPU)
 Perimeter Unit**

**Environmental / Hospital Diffusers
 Aluminum / Stainless Steel**

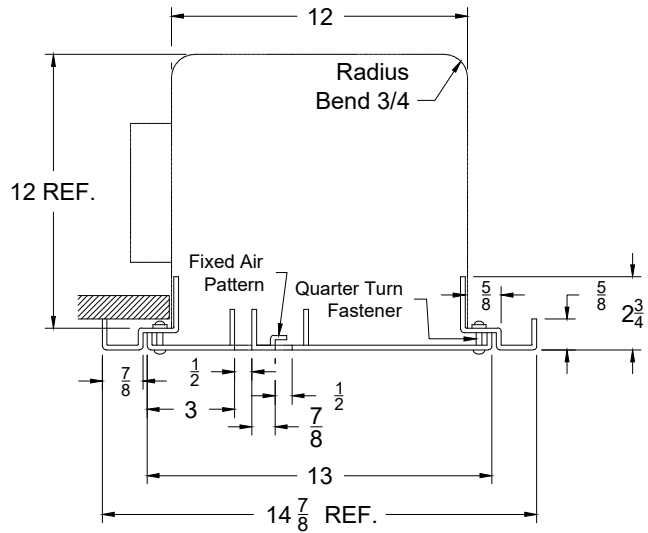
Option: PPU-AL Aluminum - Vertical Air Curtain - 2 Slots - Single Section - Surface Mount
 PPU-SS Stainless Steel - Vertical Air Curtain - 2 Slots - Single Section - Surface Mount



Face View (Both Models)



End View (AL)



End View (SS)

Notes: (check if provided)

1. Available Finishes	2. Available Accessories	3. Available Options	4. Construction Details
Standard Finish: AL-MAflow: Exterior - 01 - White Painted Face Only Interior - Mill Finish SS-MAflow: Exterior - 23 - Satin Polished Interior - Mill Smooth			<ul style="list-style-type: none"> AL-MAflow: Plenum - H3003 Aluminum .050", Frame - H3003 Aluminum .063". SS-MAflow: Plenum - 304 SS 20 Ga, Frame - 304 SS 18 Ga.