

**DESCRIPTION:**

B22 : Supply type two way stamped curved blade face. Two way deflection.

MATERIAL:

Steel construction.

FUNCTION:

- It is used for supply application in air ventilation systems.
- 1/2" spacing lanced face
- Multi-shutter damper
- Riveted damper
- Steel handle operator

FINISHING:

Standard white colors are RAL 9010 and RAL 9016 . Other colors are available.

INSTALLATION:

- Countersunk mounting holes.
- 2" long zip screws
- System plate spring is used if no hole is requested on the frame.

ACCESSORIES:

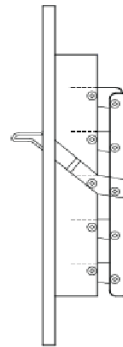
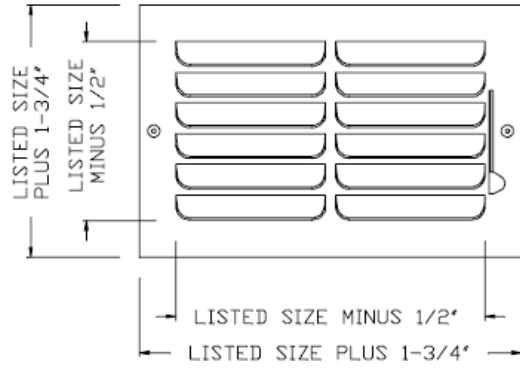
- If desired, it is possible to add a damper to adjust the amount of air to be collected.

PKD: Parallel Blade Damper

- PK: Plenum Box



STANDARD LISTED SIZES:



Height	Width		
	10"	12"	14"
6"	X	X	X
8"	X	X	
10"	X		
12"		X	

* Other sizes available upon request



2 Way Curved Blade Stamped Face Grille Performance Table:

CFM	Outlet Size	10" x 6"	12" x 6"	12" x 8"
100	Neck Velocity	240	200	150
	Ps	.002	.001	.001
	Throw	14	13	12
150	Neck Velocity	360	300	225
	Ps	.004	.002	.001
	Throw	19	18	16
200	Neck Velocity	480	400	300
	Ps	.007	.004	.002
	Throw	23	22	20
250	Neck Velocity	600	500	375
	Ps	.012	.007	.004
	Throw	27	25	23
300	Neck Velocity		600	450
	Ps		.010	.005
	Throw		28	26
350	Neck Velocity			600
	Ps			.007
	Throw			29
400	Neck Velocity			600
	Ps			.012
	Throw			34

Performance Notes:

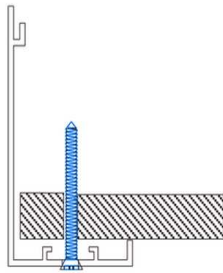
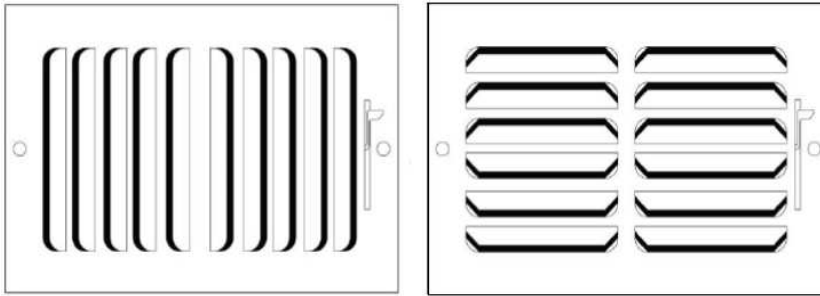
1. Neck Velocity: The neck velocity is in feet per minute.
2. Ps : Static pressure reading are in inches water gauge
3. Throw : Throw indicated are based on total number of feet of projected air when a terminal velocity of 50 feet per minute is reached. Values reflect side louver throw and center louver throw respectively. Throw should extend at least 75% of the distance from the face of the grille to the wall opposite the outlet. Throws are based on a 9 foot ceiling height.



MOUNTING DETAILS

Screw Mounting Details

- Countersunk mounting holes
- 2" long zip screws





ORDER CODES

B22	Y	28	PKD	RAL9010	VD	W 200X100
Y: Horizontal Blade D: Vertical Blade						W: Neck Size C: Frame Size
22: Frame=22mm 28: Frame=28mm 32: Frame=32mm						00: without Mounting VD: Screw Mounting ST: Spring Mounting
000: without Damper PKD: Parallel Blade Damper						00: without coating EL: Satin Aluminium RAL----: Powder Coated RAL