**DESCRIPTION:**

CSF : Single deflection Grilles, with adjustable horizontal or vertical blades.

MATERIAL :

Stamped steel construction.

FUNCTION :

For floor application in home restoration or new construction.

FINISHING :

- Standard finishing is durable white or brown powder coat finish
- Brass plated, Brush Nickel are available

INSTALLATION :

- System with screws is standard.
- System with clips and plate spring is used if no hole is requested on the frame.


ACCESSORIES:

If desired, it is possible to add a damper to adjust the amount of air to be collected.

- Multi-Shutter Damper



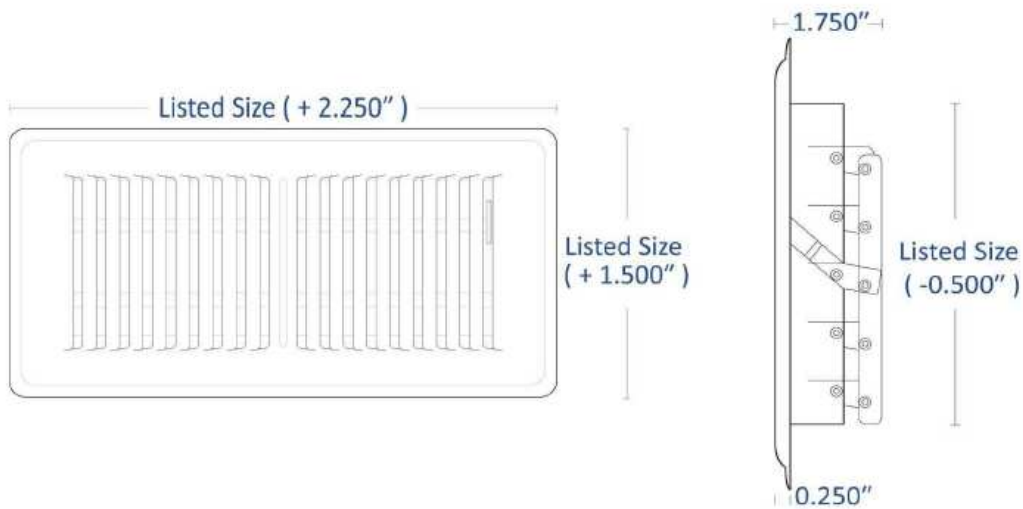
STANDARD SIZES (in) :



AVAILABLE SIZES (in.) - Always width x height		
	WIDHT	
HEIGHT	10	12
2	X	X
4	X	X

* Any combination of these sizes

CSF - DRAWINGS:



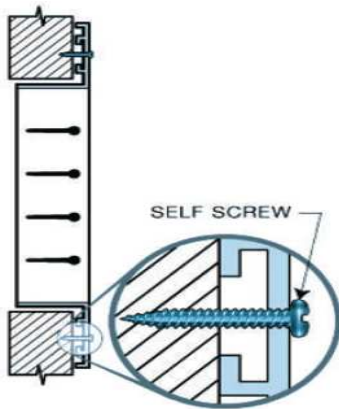


PERFORMANCE DATA

Duct Size		CFM															
		50	75	100	125	150	175	200	225	250	275	300	325	350	375	400	
2x10 Free Area 16 SQ. IN.	Pressure Loss(In. W.G.)	0.017	0.037	0.067	0.124	0.178	0.243										
	Horiz. Spread(Ft.)	6.5	9.5	12.5	14	17	20										
	Vertical Throw(Ft.)	3.5	5.5	7.5	8.5	10	12										
	Avg. Face Vel.(FPM)	450	676	902	1218	1461	1704										
2x12 Free Area 19 SQ. IN.	Pressure Loss(In. W.G.)	0.01	0.024	0.042	0.077	0.111	0.151	0.198									
	Horiz. Spread(Ft.)	6	8.5	11.5	13	15.5	18	20.5									
	Vertical Throw(Ft.)	3.5	5	6.5	7.5	9	10.5	12									
	Avg. Face Vel.(FPM)	379	568	758	1033	1240	1447	1653									
4x10 Free Area 28 SQ. IN.	Pressure Loss(In. W.G.)	0.004	0.009	0.016	0.025	0.036	0.049	0.063	0.081	0.099	0.117	0.140					
	Horiz. Spread(Ft.)	5.0	7.0	9.5	11.5	14.0	16.5	19.0	21.0	23.5	26.0	28.0					
	Vertical Throw(Ft.)	3.0	4.0	5.5	7.0	8.0	9.5	11.0	12.0	13.5	15.0	16.5					
	Avg. Face Vel.(FPM)	258	387	516	644	773	902	1031	1160	1289	1418	1547					
4x12 Free Area 43 Sq.IN.	Pressure Loss(In. W.G.)			0.006	0.009	0.013	0.018	0.023	0.030	0.036	0.044	0.052	0.062	0.071	0.082	0.093	
	Horiz. Spread(Ft.)			7.5	9.5	11.5	13.0	15.0	17.0	19.0	20.5	22.5	24.5	26.0	28.0	30.0	
	Vertical Throw(Ft.)			4.5	5.5	6.5	7.5	8.5	10.0	11.0	12.0	13.0	14.0	15.5	16.5	17.5	
	Avg. Face Vel.(FPM)			334	418	502	585	669	753	837	920	1004	1087	1170	1253	1337	

MOUNTING DETAILS

1. Screw Mounting Details





ORDER CODES

CSF	01	N 10" x 2"	
		N: Neck Size Listed Size F: Frame Size	
		01. Brown 02. White 03. Brush 04. Nickel	