

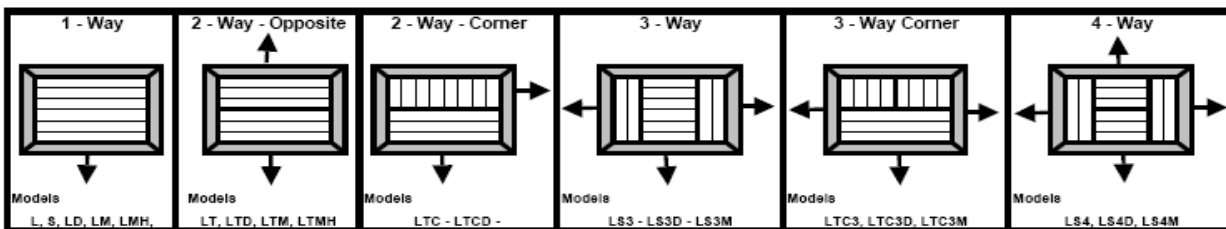


# MODEL CRG1

## Model CRG1

### Adjustable Curved Blade Supply (1 Way)

Size Area	Inlet Velocity	100	200	300	400	500	600	700	800	900	1000
Ak	Ps	.003	.011	.026	.045	.075	.108	.145	.185	.236	.290
6x4	CFM	17	34	51	68	85	102	119	136	153	170
	Throw	10-9-7-6	11-9-8-7	12-9-8-8	16-13-11-10	18-14-13-11	19-15-13-12	23-18-16-15	26-20-18-17	34-27-24-22	37-29-26-24
.17	NC	<15	<15	<15	15	20	24	28	32	35	42
	CFM	25	50	75	100	125	150	175	200	225	250
6x6	Throw	10-8-7-6	12-9-8-7	14-11-10-9	18-14-13-11	22-17-16-14	24-19-17-15	26-20-18-17	34-27-24-20	38-30-27-23	42-33-30-25
	NC	<15	<15	<15	16	21	26	32	33	37	41
8x4	CFM	22	44	66	88	110	132	154	176	198	220
	Throw	11-9-8-7	12-9-8-7	13-10-9-8	17-13-12-10	21-17-15-13	22-17-16-13	25-20-18-15	32-25-23-19	36-28-25-22	40-31-28-24
.22	NC	<15	<15	<15	15	21	26	29	33	35	39
	CFM	33	66	99	132	165	198	231	264	297	330
8x6	Throw	6-5-4-4	8-6-6-5	11-9-8-7	15-12-11-9	20-16-14-12	24-19-17-14	32-25-23-19	37-29-26-22	41-32-29-25	45-35-32-27
	NC	<15	<15	15	17	23	28	32	35	38	41
8x8	CFM	44	88	132	176	220	264	308	352	396	440
	Throw	7-6-5-4	9-7-6-5	12-9-8-7	17-13-12-10	21-21-19-18	26-20-18-16	35-28-25-21	40-31-28-24	44-35-31-26	49-39-35-29
.44	NC	<15	<15	15	18	24	29	33	37	38	41
	CFM	42	84	126	168	210	252	294	336	378	420
10x6	Throw	7-6-5-4	9-7-6-5	12-9-8-7	17-13-12-10	21-21-19-18	26-20-18-16	35-28-25-21	40-31-28-24	44-35-31-26	49-39-35-29
	NC	<15	<15	15	18	24	29	33	37	38	41
10x8	CFM	56	112	168	224	280	336	392	448	504	560
	Throw	9-7-6-5	11-9-8-7	17-13-12-10	22-17-16-13	23-18-16-14	32-25-23-19	37-29-26-22	42-33-30-25	47-37-33-28	53-42-37-32
.56	NC	<15	<15	16	19	26	30	34	38	41	44
	CFM	69	138	207	276	345	414	483	552	621	690
10x10	Throw	6-5-4-4	12-9-8-7	18-14-13-11	20-16-14-12	30-24-21-18	35-28-25-21	41-34-31-24	46-38-34-28	51-40-36-31	57-45-40-34
	NC	<15	<15	15	20	26	31	36	39	42	45
.69	CFM	50	100	150	200	250	300	350	400	450	500
	Throw	8-6-6-5	9-7-6-5	12-9-8-7	18-14-13-11	22-17-16-13	31-24-22-19	36-28-25-22	41-32-2-25	46-36-33-28	51-40-36-31
.50	NC	<15	<15	15	18	22	26	31	36	41	46
	CFM	67	134	201	268	335	402	469	536	603	670
12x8	Throw	6-5-4-4	12-9-8-7	18-14-13-11	20-16-14-12	30-24-21-18	35-28-25-21	41-34-31-24	46-38-34-28	51-40-36-31	57-45-40-34
	NC	<15	<15	15	20	26	31	36	39	42	45
.43	CFM	100	200	300	400	500	600	700	800	900	1000
	Throw	7-6-5-4	14-11-10-8	20-16-14-12	22-17-16-13	32-25-23-19	39-31-28-23	45-35-32-27	50-39-35-30	56-44-40-34	63-50-45-38
1.00	NC	<15	<15	15	22	28	33	37	40	43	46
	CFM	58	116	174	232	290	348	406	464	522	580
14x6	Throw	9-7-6-5	11-9-8-7	17-13-12-10	22-17-16-13	23-18-16-14	32-25-23-19	37-29-26-22	42-33-30-25	47-37-33-28	53-42-37-32
	NC	<15	<15	16	19	26	30	34	38	41	44
.37	CFM	97	194	291	388	485	582	679	776	873	970
	Throw	7-6-5-4	13-10-9-8	20-16-14-12	22-17-16-13	32-25-23-19	38-30-27-23	44-35-31-26	49-39-35-29	55-43-39-33	62-49-44-37
.97	NC	<15	<15	15	22	28	33	37	40	43	46
	CFM	136	272	408	544	680	816	952	1088	1224	1360
14x14	Throw	8-6-6-5	11-9-8-7	18-14-13-11	25-20-18-15	35-28-25-21	42-33-30-25	48-38-34-29	55-43-39-33	62-49-44-37	69-54-49-41
	NC	<15	<15	16	24	29	34	40	43	46	49
.87	CFM	67	134	201	268	335	402	469	536	603	670
	Throw	6-5-4-4	12-9-8-7	18-14-13-11	20-16-14-12	30-24-21-18	35-28-25-21	41-34-31-24	46-38-34-28	51-40-36-31	57-45-40-34
.67	NC	<15	<15	15	20	26	31	36	39	42	45
	CFM	89	178	267	356	445	534	623	712	801	890
16x8	Throw	7-6-5-4	13-10-9-8	20-16-14-12	22-17-16-13	32-25-23-19	38-30-27-23	44-35-31-26	49-39-35-29	55-43-39-33	62-49-44-37
	NC	<15	<15	15	22	28	33	37	40	43	46
.57	CFM	139	278	417	556	695	834	973	1112	1251	1390
	Throw	8-6-6-5	11-9-8-7	18-14-13-11	25-20-18-15	35-28-25-21	42-33-30-25	48-38-34-29	55-43-39-33	62-49-44-37	69-54-49-41
1.39	NC	<15	<15	16	24	29	34	40	43	46	49
	CFM	153	306	459	612	765	918	1071	1224	1377	1530
22x10	Throw	8-6-6-5	11-9-8-7	19-15-13-11	25-20-18-15	36-28-25-22	43-34-30-26	50-39-35-30	56-44-40-34	63-50-45-38	70-55-50-42
	NC	<15	<15	17	24	30	35	39	42	45	48
.98	CFM	17	34	51	68	85	102	119	136	153	170
	Throw	10-9-7-6	11-9-8-7	12-9-8-8	16-13-11-10	18-14-13-11	19-15-13-12	23-18-16-15	26-20-18-17	34-27-24-22	37-29-26-24
.11	NC	<15	<15	<15	15	20	24	28	32	35	42



### Notes

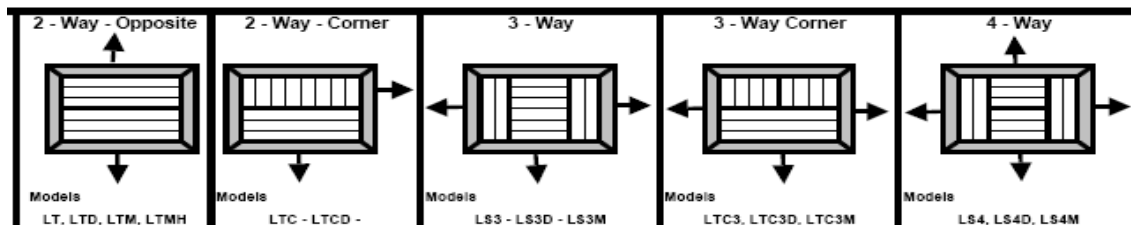
All Units have been tested in accordance with ANSI / ASHRAE 70-2006. Data in table is derived from such testing Ps - Static pressure required to obtain listed cfm, units of inches water gauge (in. wg.)  
 NC- Cal Example: 25-20-18-15 ( 1 Way - 2 Way - 3 Way - 4 Way )  
 Throw Non isothermal throw in feet for a terminal velocity of 50 fpm

# MODEL CRG2

## Model CRG2

### Adjustable Curved Blade Supply (2 Way)

Size Area	Inlet Velocity	100	200	300	400	500	600	700	800	900	1000
Ak	Ps	.003	.011	.026	.045	.075	.108	.145	.185	.236	.290
6x4	CFM	17	34	51	68	85	102	119	136	153	170
	Throw	10-9-7-6	11-9-8-7	12-9-8-8	16-13-11-10	18-14-13-11	19-15-13-12	23-18-16-15	26-20-18-17	34-27-24-22	37-29-26-24
	NC	<15	<15	<15	15	20	24	28	32	35	42
6x6	CFM	25	50	75	100	125	150	175	200	225	250
	Throw	10-8-7-6	12-9-8-7	14-11-10-9	18-14-13-11	22-17-16-14	24-19-17-15	26-20-18-17	34-27-24-20	38-30-27-23	42-33-30-25
	NC	<15	<15	<15	16	21	26	32	37	41	48
8x4	CFM	22	44	66	88	110	132	154	176	198	220
	Throw	11-9-8-7	12-9-8-7	13-10-9-8	17-13-12-10	21-17-15-13	22-17-16-13	25-20-18-15	32-25-23-19	36-28-25-22	40-31-28-24
	NC	<15	<15	<15	15	21	26	29	33	35	39
8x6	CFM	33	66	99	132	165	198	231	264	297	330
	Throw	6-5-4-4	8-6-6-5	11-9-8-7	15-12-11-9	20-16-14-12	24-19-17-14	32-25-23-19	37-29-26-22	41-32-29-25	45-35-32-27
	NC	<15	<15	15	17	23	28	32	35	38	41
8x8	CFM	44	88	132	176	220	264	308	352	396	440
	Throw	7-6-5-4	9-7-6-5	12-9-8-7	17-13-12-10	21-21-19-18	26-20-18-16	35-28-25-21	40-31-28-24	44-35-31-26	49-39-35-29
	NC	<15	<15	15	18	24	29	33	37	38	41
10x6	CFM	42	84	126	168	210	252	294	336	378	420
	Throw	7-6-5-4	9-7-6-5	12-9-8-7	17-13-12-10	21-21-19-18	26-20-18-16	35-28-25-21	40-31-28-24	44-35-31-26	49-39-35-29
	NC	<15	<15	15	18	24	29	33	37	38	41
10x8	CFM	56	112	168	224	280	336	392	448	504	560
	Throw	9-7-6-5	11-9-8-7	17-13-12-10	22-17-16-13	23-18-16-14	32-25-23-19	37-29-26-22	42-33-30-25	47-37-33-28	53-42-37-32
	NC	<15	<15	16	19	26	30	34	38	41	44
10x10	CFM	69	138	207	276	345	414	483	552	621	690
	Throw	6-5-4-4	12-9-8-7	18-14-13-11	20-16-14-12	30-24-21-18	35-28-25-21	41-34-31-24	46-38-34-28	51-40-36-31	57-45-40-34
	NC	<15	<15	15	20	26	31	36	39	42	45
12x6	CFM	50	100	150	200	250	300	350	400	450	500
	Throw	8-6-6-5	9-7-6-5	12-9-8-7	18-14-13-11	22-17-16-13	31-24-22-19	36-28-25-22	41-32-2-25	46-36-33-28	51-40-36-31
	NC	<15	<15	15	18	22	31	36	41	46	51
12x8	CFM	67	134	201	268	335	402	469	536	603	670
	Throw	6-5-4-4	12-9-8-7	18-14-13-11	20-16-14-12	30-24-21-18	35-28-25-21	41-34-31-24	46-38-34-28	51-40-36-31	57-45-40-34
	NC	<15	<15	15	20	26	31	36	39	42	45
12x12	CFM	100	200	300	400	500	600	700	800	900	1000
	Throw	7-6-5-4	14-11-10-8	20-16-14-12	22-17-16-13	32-25-23-19	39-31-28-23	45-35-32-27	50-39-35-30	56-44-40-34	63-50-45-38
	NC	<15	<15	15	22	28	33	37	40	43	46
14x6	CFM	58	116	174	232	290	348	406	464	522	580
	Throw	9-7-6-5	11-9-8-7	17-13-12-10	22-17-16-13	23-18-16-14	32-25-23-19	37-29-26-22	42-33-30-25	47-37-33-28	53-42-37-32
	NC	<15	<15	16	19	26	30	34	38	41	44
14x10	CFM	97	194	291	388	485	582	679	776	873	970
	Throw	7-6-5-4	13-10-9-8	20-16-14-12	22-17-16-13	32-25-23-19	38-30-27-23	44-35-31-26	49-39-35-29	55-43-39-33	62-49-44-37
	NC	<15	<15	15	22	28	33	37	40	43	46
14x14	CFM	136	272	408	544	680	816	952	1088	1224	1360
	Throw	8-6-6-5	11-9-8-7	18-14-13-11	25-20-18-15	35-28-25-21	42-33-30-25	48-38-34-29	55-43-39-33	62-49-44-37	69-54-49-41
	NC	<15	<15	16	24	29	34	40	43	46	49
16x6	CFM	67	134	201	268	335	402	469	536	603	670
	Throw	6-5-4-4	12-9-8-7	18-14-13-11	20-16-14-12	30-24-21-18	35-28-25-21	41-34-31-24	46-38-34-28	51-40-36-31	57-45-40-34
	NC	<15	<15	15	20	26	31	36	39	42	45
16x8	CFM	89	178	267	356	445	534	623	712	801	890
	Throw	7-6-5-4	13-10-9-8	20-16-14-12	22-17-16-13	32-25-23-19	38-30-27-23	44-35-31-26	49-39-35-29	55-43-39-33	62-49-44-37
	NC	<15	<15	15	22	28	33	37	40	43	46
20x10	CFM	139	278	417	556	695	834	973	1112	1251	1390
	Throw	8-6-6-5	11-9-8-7	18-14-13-11	25-20-18-15	35-28-25-21	42-33-30-25	48-38-34-29	55-43-39-33	62-49-44-37	69-54-49-41
	NC	<15	<15	16	24	29	34	40	43	46	49
22x10	CFM	153	306	459	612	765	918	1071	1224	1377	1530
	Throw	8-6-6-5	11-9-8-7	19-15-13-11	25-20-18-15	36-28-25-22	43-34-30-26	50-39-35-30	56-44-40-34	63-50-45-38	70-55-50-42
	NC	<15	<15	17	24	30	35	39	42	45	48



**Notes**

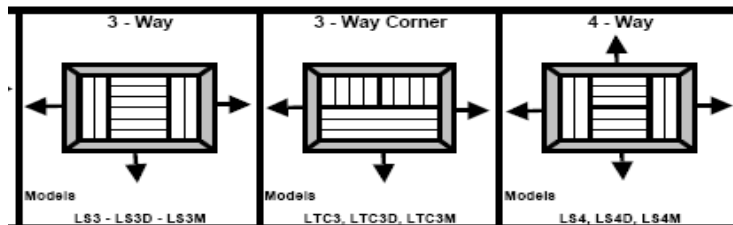
All Units have been tested in accordance with ANSI / ASHRAE 70-2006. Data in table is derived from such testing  
 Ps - Static pressure required to obtain listed cfm, units of inches water gauge (in. wg.)

# MODEL CRG3

## Model CRG3

Adjustable Curved Blade Supply (3 Way)

Size Area	Inlet Velocity	100	200	300	400	500	600	700	800	900	1000
Ak	Ps	.003	.011	.026	.045	.075	.108	.145	.185	.236	.290
6x4	CFM	17	34	51	68	85	102	119	136	153	170
.17	Throw	10-9-7-6	11-9-8-7	12-9-8-8	16-13-11-10	18-14-13-11	19-15-13-12	23-18-16-15	26-20-18-17	34-27-24-22	37-29-26-24
.11	NC	<15	<15	<15	15	20	24	28	32	35	42
6x6	CFM	25	50	75	100	125	150	175	200	225	250
.25	Throw	10-8-7-6	12-9-8-7	14-11-10-9	18-14-13-11	22-17-16-14	24-19-17-15	26-20-18-17	34-27-24-20	38-30-27-23	42-33-30-25
.16	NC	<15	<15	<15	16	21	26	32	37	41	48
8x4	CFM	22	44	66	88	110	132	154	176	198	220
.22	Throw	11-9-8-7	12-9-8-7	13-10-9-8	17-13-12-10	21-17-15-13	22-17-16-13	25-20-18-15	32-25-23-19	36-28-25-22	40-31-28-24
.14	NC	<15	<15	<15	15	21	26	29	33	35	39
8x6	CFM	33	66	99	132	165	198	231	264	297	330
.33	Throw	6-5-4-4	8-6-6-5	11-9-8-7	15-12-11-9	20-16-14-12	24-19-17-14	32-25-23-19	37-29-26-22	41-32-29-25	45-35-32-27
.21	NC	<15	<15	15	17	23	28	32	35	38	41
8x8	CFM	44	88	132	176	220	264	308	352	396	440
.44	Throw	7-6-5-4	9-7-6-5	12-9-8-7	17-13-12-10	21-21-19-18	26-20-18-16	35-28-25-21	40-31-28-24	44-35-31-26	49-39-35-29
.28	NC	<15	<15	15	18	24	29	33	37	38	41
10x6	CFM	42	84	126	168	210	252	294	336	378	420
.42	Throw	7-6-5-4	9-7-6-5	12-9-8-7	17-13-12-10	21-21-19-18	26-20-18-16	35-28-25-21	40-31-28-24	44-35-31-26	49-39-35-29
.27	NC	<15	<15	15	18	24	29	33	37	38	41
10x8	CFM	56	112	168	224	280	336	392	448	504	560
.56	Throw	9-7-6-5	11-9-8-7	17-13-12-10	22-17-16-13	23-18-16-14	32-25-23-19	37-29-26-22	42-33-30-25	47-37-33-28	53-42-37-32
.36	NC	<15	<15	16	19	26	30	34	38	41	44
10x10	CFM	69	138	207	276	345	414	483	552	621	690
.69	Throw	6-5-4-4	12-9-8-7	18-14-13-11	20-16-14-12	30-24-21-18	35-28-25-21	41-34-31-24	46-38-34-28	51-40-36-31	57-45-40-34
.44	NC	<15	<15	15	20	26	31	36	39	42	45
12x6	CFM	50	100	150	200	250	300	350	400	450	500
.50	Throw	8-6-6-5	9-7-6-5	12-9-8-7	18-14-13-11	22-17-16-13	31-24-22-19	36-28-25-22	41-32-2-25	46-36-33-28	51-40-36-31
.32	NC	<15	<15	15	18	22	31	36	41	46	51
12x8	CFM	67	134	201	268	335	402	469	536	603	670
.67	Throw	6-5-4-4	12-9-8-7	18-14-13-11	20-16-14-12	30-24-21-18	35-28-25-21	41-34-31-24	46-38-34-28	51-40-36-31	57-45-40-34
.43	NC	<15	<15	15	20	26	31	36	39	42	45
12x12	CFM	100	200	300	400	500	600	700	800	900	1000
1.00	Throw	7-6-5-4	14-11-10-8	20-16-14-12	22-17-16-13	32-25-23-19	39-31-28-23	45-35-32-27	50-39-35-30	56-44-40-34	63-50-45-38
.64	NC	<15	<15	15	22	28	33	37	40	43	46
14x6	CFM	58	116	174	232	290	348	406	464	522	580
.58	Throw	9-7-6-5	11-9-8-7	17-13-12-10	22-17-16-13	23-18-16-14	32-25-23-19	37-29-26-22	42-33-30-25	47-37-33-28	53-42-37-32
.37	NC	<15	<15	16	19	26	30	34	38	41	44
14x10	CFM	97	194	291	388	485	582	679	776	873	970
.97	Throw	7-6-5-4	13-10-9-8	20-16-14-12	22-17-16-13	32-25-23-19	38-30-27-23	44-35-31-26	49-39-35-29	55-43-39-33	62-49-44-37
.62	NC	<15	<15	15	22	28	33	37	40	43	46
14x14	CFM	136	272	408	544	680	816	952	1088	1224	1360
1.36	Throw	8-6-6-5	11-9-8-7	18-14-13-11	25-20-18-15	35-28-25-21	42-33-30-25	48-38-34-29	55-43-39-33	62-49-44-37	69-54-49-41
.87	NC	<15	<15	16	24	29	34	40	43	46	49
16x6	CFM	67	134	201	268	335	402	469	536	603	670
.67	Throw	6-5-4-4	12-9-8-7	18-14-13-11	20-16-14-12	30-24-21-18	35-28-25-21	41-34-31-24	46-38-34-28	51-40-36-31	57-45-40-34
.43	NC	<15	<15	15	20	26	31	36	39	42	45
16x8	CFM	89	178	267	356	445	534	623	712	801	890
.89	Throw	7-6-5-4	13-10-9-8	20-16-14-12	22-17-16-13	32-25-23-19	38-30-27-23	44-35-31-26	49-39-35-29	55-43-39-33	62-49-44-37
.57	NC	<15	<15	15	22	28	33	37	40	43	46
20x10	CFM	139	278	417	556	695	834	973	1112	1251	1390
1.39	Throw	8-6-6-5	11-9-8-7	18-14-13-11	25-20-18-15	35-28-25-21	42-33-30-25	48-38-34-29	55-43-39-33	62-49-44-37	69-54-49-41
.89	NC	<15	<15	16	24	29	34	40	43	46	49
22x10	CFM	153	306	459	612	765	918	1071	1224	1377	1530
1.53	Throw	8-6-6-5	11-9-8-7	19-15-13-11	25-20-18-15	36-28-25-22	43-34-30-26	50-39-35-30	56-44-40-34	63-50-45-38	70-55-50-42
.98	NC	<15	<15	17	24	30	35	39	42	45	48



### Notes

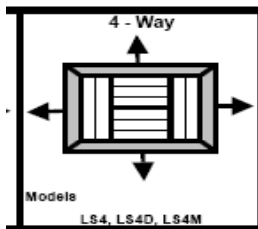
All Units have been tested in accordance with ANSI / ASHRAE 70-2006. Data in table is derived from such testing  
Ps - Static pressure required to obtain listed cfm, units of inches water gauge (in. wg.)

# MODEL CRG4

## Model CRG4

### Adjustable Curved Blade Supply (4 Way)

Size Area	Inlet Velocity	100	200	300	400	500	600	700	800	900	1000
Ak	Ps	.003	.011	.026	.045	.075	.108	.145	.185	.236	.290
6x4	CFM	17	34	51	68	85	102	119	136	153	170
.17	Throw	10-9-7-6	11-9-8-7	12-9-8-8	16-13-11-10	18-14-13-11	19-15-13-12	23-18-16-15	26-20-18-17	34-27-24-22	37-29-26-24
.11	NC	<15	<15	<15	15	20	24	28	32	35	42
6x6	CFM	25	50	75	100	125	150	175	200	225	250
.25	Throw	10-8-7-6	12-9-8-7	14-11-10-9	18-14-13-11	22-17-16-14	24-19-17-15	26-20-18-17	34-27-24-20	38-30-27-23	42-33-30-25
.16	NC	<15	<15	<15	16	21	26	32	37	41	48
8x4	CFM	22	44	66	88	110	132	154	176	198	220
.22	Throw	11-9-8-7	12-9-8-7	13-10-9-8	17-13-12-10	21-17-15-13	22-17-16-13	25-20-18-15	32-25-23-19	36-28-25-22	40-31-28-24
.14	NC	<15	<15	<15	15	21	26	29	33	35	39
8x6	CFM	33	66	99	132	165	198	231	264	297	330
.33	Throw	6-5-4-4	8-6-6-5	11-9-8-7	15-12-11-9	20-16-14-12	24-19-17-14	32-25-23-19	37-29-26-22	41-32-29-25	45-35-32-27
.21	NC	<15	<15	15	17	23	28	32	35	38	41
8x8	CFM	44	88	132	176	220	264	308	352	396	440
.44	Throw	7-6-5-4	9-7-6-5	12-9-8-7	17-13-12-10	21-21-19-18	26-20-18-16	35-28-25-21	40-31-28-24	44-35-31-26	49-39-35-29
.28	NC	<15	<15	15	18	24	29	33	37	38	41
10x6	CFM	42	84	126	168	210	252	294	336	378	420
.42	Throw	7-6-5-4	9-7-6-5	12-9-8-7	17-13-12-10	21-21-19-18	26-20-18-16	35-28-25-21	40-31-28-24	44-35-31-26	49-39-35-29
.27	NC	<15	<15	15	18	24	29	33	37	38	41
10x8	CFM	56	112	168	224	280	336	392	448	504	560
.56	Throw	9-7-6-5	11-9-8-7	17-13-12-10	22-17-16-13	23-18-16-14	32-25-23-19	37-29-26-22	42-33-30-25	47-37-33-28	53-42-37-32
.36	NC	<15	<15	16	19	26	30	34	38	41	44
10x10	CFM	69	138	207	276	345	414	483	552	621	690
.69	Throw	6-5-4-4	12-9-8-7	18-14-13-11	20-16-14-12	30-24-21-18	35-28-25-21	41-34-31-24	46-38-34-28	51-40-36-31	57-45-40-34
.44	NC	<15	<15	15	20	26	31	36	39	42	45
12x6	CFM	50	100	150	200	250	300	350	400	450	500
.50	Throw	8-6-6-5	9-7-6-5	12-9-8-7	18-14-13-11	22-17-16-13	31-24-22-19	36-28-25-22	41-32-2-25	46-36-33-28	51-40-36-31
.32	NC	<15	<15	15	18	22	31	36	41	46	51
12x8	CFM	67	134	201	268	335	402	469	536	603	670
.67	Throw	6-5-4-4	12-9-8-7	18-14-13-11	20-16-14-12	30-24-21-18	35-28-25-21	41-34-31-24	46-38-34-28	51-40-36-31	57-45-40-34
.43	NC	<15	<15	15	20	26	31	36	39	42	45
12x12	CFM	100	200	300	400	500	600	700	800	900	1000
1.00	Throw	7-6-5-4	14-11-10-8	20-16-14-12	22-17-16-13	32-25-23-19	39-31-28-23	45-35-32-27	50-39-35-30	56-44-40-34	63-50-45-38
.64	NC	<15	<15	15	22	28	33	37	40	43	46
14x6	CFM	58	116	174	232	290	348	406	464	522	580
.58	Throw	9-7-6-5	11-9-8-7	17-13-12-10	22-17-16-13	23-18-16-14	32-25-23-19	37-29-26-22	42-33-30-25	47-37-33-28	53-42-37-32
.37	NC	<15	<15	16	19	26	30	34	38	41	44
14x10	CFM	97	194	291	388	485	582	679	776	873	970
.97	Throw	7-6-5-4	13-10-9-8	20-16-14-12	22-17-16-13	32-25-23-19	38-30-27-23	44-35-31-26	49-39-35-29	55-43-39-33	62-49-44-37
.62	NC	<15	<15	15	22	28	33	37	40	43	46
14x14	CFM	136	272	408	544	680	816	952	1088	1224	1360
1.36	Throw	8-6-6-5	11-9-8-7	18-14-13-11	25-20-18-15	35-28-25-21	42-33-30-25	48-38-34-29	55-43-39-33	62-49-44-37	69-54-49-41
.87	NC	<15	<15	16	24	29	34	40	43	46	49
16x6	CFM	67	134	201	268	335	402	469	536	603	670
.67	Throw	6-5-4-4	12-9-8-7	18-14-13-11	20-16-14-12	30-24-21-18	35-28-25-21	41-34-31-24	46-38-34-28	51-40-36-31	57-45-40-34
.43	NC	<15	<15	15	20	26	31	36	39	42	45
16x8	CFM	89	178	267	356	445	534	623	712	801	890
.89	Throw	7-6-5-4	13-10-9-8	20-16-14-12	22-17-16-13	32-25-23-19	38-30-27-23	44-35-31-26	49-39-35-29	55-43-39-33	62-49-44-37
.57	NC	<15	<15	15	22	28	33	37	40	43	46
20x10	CFM	139	278	417	556	695	834	973	1112	1251	1390
1.39	Throw	8-6-6-5	11-9-8-7	18-14-13-11	25-20-18-15	35-28-25-21	42-33-30-25	48-38-34-29	55-43-39-33	62-49-44-37	69-54-49-41
.89	NC	<15	<15	16	24	29	34	40	43	46	49
22x10	CFM	153	306	459	612	765	918	1071	1224	1377	1530
1.53	Throw	8-6-6-5	11-9-8-7	19-15-13-11	25-20-18-15	36-28-25-22	43-34-30-26	50-39-35-30	56-44-40-34	63-50-45-38	70-55-50-42
.98	NC	<15	<15	17	24	30	35	39	42	45	48



#### Notes

All Units have been tested in accordance with ANSI / ASHRAE 70-2006. Data in table is derived from such testing  
Ps - Static pressure required to obtain listed cfm, units of inches water gauge (in. wg.)